

Borrowing e-books

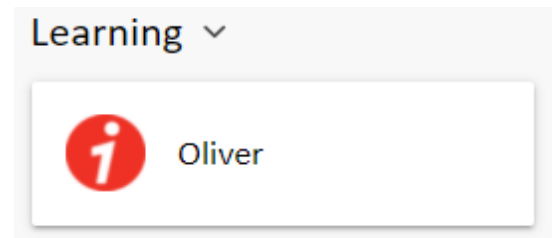

Borrowing e-books through the library can be done at school or at home. Instructions are below.

- Loan periods are for two weeks. Loans are automatically returned, therefore after two weeks you won't have access to the loan unless you re-borrow the e-book.
- It is best to use either Chrome, Firefox or IE 11 or later as your internet browser. If using a Tablet, you will need to download 'Overdrive' which is a free App.
- You will need to allow pop-ups for www.library.ed.act.edu.au

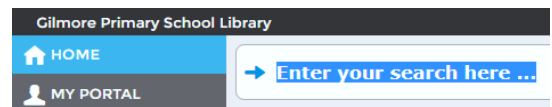
You will need a student username and password.

Visit the school's website: www.gilmoreps.act.edu.au

1. Select **Digital Backpack** from the menu bar then click on **Oliver**.



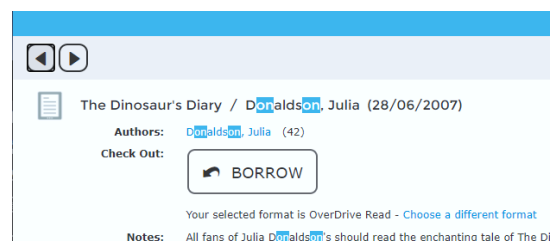
2. This will bring you to the search page for the library where you can look for the e-book that you would like to borrow by typing a title, author, or subject etc.



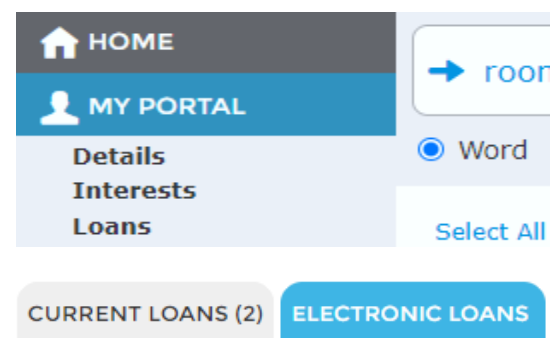
3. Click on the **e-book cover image** that appears from your search. It will have this icon. 



Click on **Borrow** from the page that appears and the e-book will open.



4. The e-book will be saved within **My Portal** on Oliver. Click on **Loans** then click on the **Electronic Loans** tab and you will see your borrowed e-book listed. You can select the e-book from here by clicking on the **Action** icon (that looks like an eye inside a square). If you didn't finish reading it, a bookmark will have been added to the page you were up to. Just remember that the loan expires after two weeks.



Happy reading!